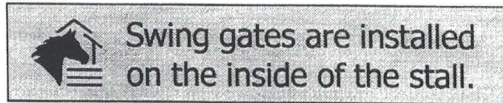


## Swing Gate Installation Instructions

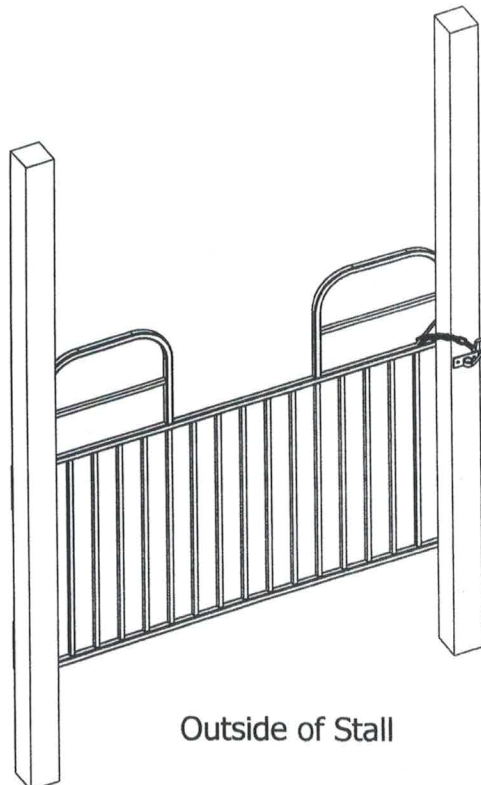
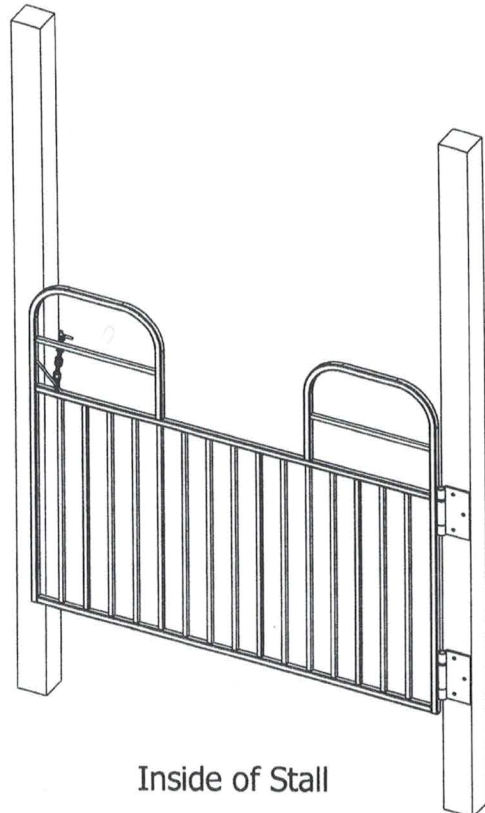


Locate swing gate at desired height and mark hole locations in hinges.

Pre-drill holes with a 1/8" drill bit.

Fasten hinges to post with provided screws.

Set swing gate into hinges and slide hinge pins through holes.



Locate latch ring on the outside of the stall on the post, pre-drill 1/8" holes and fasten with provided screws.

Fasten connector link on end of latch chain to angled rod on swing gate.